



24x48mm

**SPECIFICATIONS** LCD TIMER & COUNTER

|                           |                                                                                                                               |
|---------------------------|-------------------------------------------------------------------------------------------------------------------------------|
| <b>Display</b>            | : LCD, 7 1/2 digit, ht 8.0mm                                                                                                  |
| <b>Battery Life</b>       | : 8 Years                                                                                                                     |
| <b>Speed Selection</b>    | : For Counter Mode(Contact type)<br>1) 100Hz (Default) 2) 14Hz                                                                |
| <b>Range Selection</b>    | : For Timer Mode<br>1) 199999.99hrs (default)<br>2) 1999:59:59 (HHH.MM.SS)                                                    |
| <b>Signal Input</b>       | : Selectable using switch<br>: Potential free contact<br>: 24-260 V AC/DC                                                     |
| <b>Counting Direction</b> | : Up                                                                                                                          |
| <b>DIP Switch</b>         | : PWR : Unit ON/OFF<br>MODE: Timer/Counter<br>INPUT: Voltage/Contact                                                          |
| <b>Reset Input :</b>      |                                                                                                                               |
| 1)Terminal Reset          | :Short terminals 3 & 4                                                                                                        |
| 2)Front Reset             | : Enable & Disable using Software selection<br>: Press front key momentarily<br>: Flame retardant plastic<br>: Panel mounting |
| <b>Housing Mounting</b>   | : Panel mounting                                                                                                              |
| <b>Temperature</b>        | : Operating : 0 to 50°C<br>: Storage : -20 to 75°C                                                                            |
| <b>Humidity</b>           | : 95% RH                                                                                                                      |
| <b>Weight</b>             | : approx. 60gms                                                                                                               |

Please maintain these instructions and review them before using the unit :

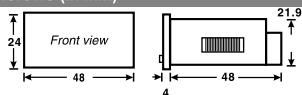
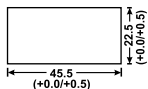
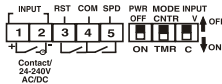
**▲ Safety Information**
**Caution**

- 1.This unit is intended for outdoor use.
- 2.Avoid inflow of dust and contact of conductive material with the internal circuitry of the unit.
- 3.The unit must not operate in presence of heating sources, caustic vapors, oil, steam, vibration or impact etc.
4. Clean the equipment with a clean soft cloth. Do not use any organic cleaning agent.

**Installation suggestion**

For a good industrial environment, where there is a low "noise" level there is little danger of interference. However, it is necessary to take the following precautions to have proper operation of the unit.

1. Input cable : The connection between the unit and the input device should be made via a 2 core screen cable.
2. The screen must be earthed at only one point, but that point can be at either one or the other end of the cable.
3. The input circuit should not be interrupted by the contacts of the contactor, if such contacts need to be used then contactor and relay suppression is essential.
4. If the length of the cable exceeds upto 5m, it would be necessary to use a local relay and command that relay from a distance.

**DIMENSIONS (in mm)**

**Panel Cutout :**

**TERMINAL CONNECTIONS**

**Speed selection in LTC9A(only for C-type counter mode)**

|                 |                       |
|-----------------|-----------------------|
| 14Hz            | Short terminal 4 & 5  |
| 100Hz (default) | Remove Shorting 4 & 5 |

To turn off the LCD: Press **■** key for 7sec

**CONFIGURE SCHEME**

Note:-Long press **■** key for 3sec at complete power ON to enter configuration mode.Entry to configuration is available only for 6sec after power ON.

**For Timer:-**

|                                                                      |                                                                                                                                                           |
|----------------------------------------------------------------------|-----------------------------------------------------------------------------------------------------------------------------------------------------------|
| Press <b>■</b> key for 3sec to enter programming for Front reset     |                                                                                                                                                           |
| Front panel reset                                                    | Default : No                                                                                                                                              |
|                                                                      | <b>Front panel reset :</b><br>Yes / No.<br><b>Yes :</b> Unit can be reset from the front panel.<br><b>No :</b> Unit cannot be reset from the front panel. |
| Press <b>■</b> key for 3sec to enter programming for Range Selection |                                                                                                                                                           |
| Range Selection                                                      | Default : Hours                                                                                                                                           |
|                                                                      | <b>Range Selection:</b><br>HHH:MM:SS : 1999:59:59 (HHH.MM.SS)<br>HOURS : 199999.99hrs (default)                                                           |

(Specifications subject to change as development is a continuous process.)

**Selec Controls Pvt. Ltd., India**

**Factory Address :**  
 EL-27/1, Electronic Zone, TTC Industrial Area,  
 MIDC, Mahape, Navi Mumbai - 400 710, INDIA.  
**Tel. No. :** +91-22-28476443 / 1882  
**Fax No. :** +91-22-28471733 | Toll free : 1800 227 353  
**Website:** www.selec.com | Email: sales@selec.com

**Disclaimer :** \*This product is strictly for industrial use and for sale in non European countries only\*